

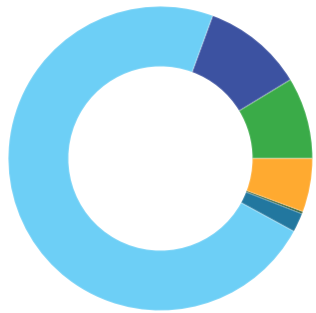


# JUNIATA PARK ACADEMY

## 2021-22 SCHOOL PROGRESS REPORT ON EDUCATION AND EQUITY

School Code | 7150 Sector | District Network | Network 5  
Principal Name | Mrs Marisol Rivera Rodriguez  
Address | 801 E Hunting Park Ave  
Phone | 215-400-7010 Website | juniatapark.philasd.org/  
Report Type | K-8 School Grades in Report | K-8  
Admissions Category | Neighborhood  
Turnaround Model | N/A  
Receives HS Report | No  
Oct 1 Enrollment | 933

### Student Enrollment and Demographics



- 0.0% American Indian / Alaskan Native
- 8.7% Asian
- 10.7% Black / African American
- 72.6% Hispanic / Latino
- 2.0% Multi Racial / Other
- 0.2% Native Hawaiian / Pacific Islander
- 5.7% White

**996**

Total Number of Students Served for  
10+ Days Over the Year

**11.5%**

% Students with IEPs

**26.1%**

% English Learners

**87.4%**

% Economically Disadvantaged

### Student Attendance

**25.8%**

% Students Attending at Least 95%  
of Instructional Days

**53.8%**

% Students Attending at Least 90%  
of Instructional Days

### Score Level

**Level 5**

### Performance

At or Above Target in **11.1 %**  
1 out of 9 Eligible Metrics


### Improvement

Insufficient Data for Score

### Goal Performance (All Students)

**GOAL 1 | PSSA ELA % of Students Proficient  
or Advanced (Grades 3-8)**

**Score: 31.3 %**




-11.2 pts from 2021-2022 target

NOT MEETING

no data prior year

**GOAL 2 | PSSA ELA % of Students Proficient  
or Advanced (Grade 3)**

**Score: 35.7 %**



-3.6 pts from 2021-2022 target

NOT MEETING

no data prior year

**GOAL 3 | PSSA Math % of Students Proficient  
or Advanced (Grades 3-8)**

**Score: 8.1 %**



-20.6 pts from 2021-2022 target

NOT MEETING

no data prior year

- Meeting Target
- Not Meeting Target

### Performance

### Improvement

### Level

#### American Indian / Alaskan Native

Insufficient Data  
for Score

Insufficient Data  
for Score

#### Asian

Insufficient Data  
for Score

Insufficient Data  
for Score

#### Black / African American

Insufficient Data  
for Score

Insufficient Data  
for Score

#### Hispanic / Latino

Insufficient Data  
for Score

Insufficient Data  
for Score

#### Multi Racial / Other

Insufficient Data  
for Score

Insufficient Data  
for Score

#### Native Hawaiian / Pacific Islander

Insufficient Data  
for Score

Insufficient Data  
for Score

#### White

Insufficient Data  
for Score

Insufficient Data  
for Score

#### English Learners

Insufficient Data  
for Score

Insufficient Data  
for Score

#### Students with IEPs

Insufficient Data  
for Score

Insufficient Data  
for Score

#### Economically Disadvantaged

Insufficient Data  
for Score

Insufficient Data  
for Score

# Reading/ELA: Every Student Reads On or Above Grade Level

## Goal 1 - Reading Grades 3-8

School Code | 7150 School Name | Juniata Park Academy

**Goal 1:** The percentage of students in grades 3-8 who are proficient on the state ELA assessment will grow from 35.7% in August 2019 to 65.0% by August 2026

### PSSA ELA: % of Students Proficient or Advanced, Grades 3-8

#### All Students, 595 students

**Score: 31.3 %**



**2021-2022 Target: 42.5 %**

-11.2 pts from target

**2025-2026 Goal: 65.0 %**

-33.7 pts from target



- Meeting Target
- Not Meeting Target

#### American Indian / Alaskan Native

Insufficient Sample

Asian, 57 students

**Score: 52.6 %**

10.1 pts above target

MEETING

no data prior year



Black / African American, 66 students

**Score: 25.8 %**

-16.7 pts from target

NOT MEETING

no data prior year



Hispanic / Latino, 424 students

**Score: 28.8 %**

-13.7 pts from target

NOT MEETING

no data prior year



Multi Racial / Other

Insufficient Sample

Native Hawaiian / Pacific Islander

Insufficient Sample

White, 32 students

**Score: 31.3 %**

-11.2 pts from target

NOT MEETING

no data prior year



English Learners, 143 students

**Score: 16.8 %**

-25.7 pts from target

NOT MEETING

no data prior year



Students with IEPs, 83 students

**Score: 3.6 %**

-38.9 pts from target

NOT MEETING

no data prior year



Economically Disadvantaged, 517 students

**Score: 30.6 %**

-11.9 pts from target

NOT MEETING

no data prior year



# Reading/ELA: Every Student Reads On or Above Grade Level

## Goal 2 - Reading Grade 3

School Code | 7150 School Name | Juniata Park Academy

**Goal 2:** The percentage of 3rd grade students who are proficient on the state ELA assessment will grow from 32.5% in August 2019 to 62.0% by August 2026

### PSSA ELA: % of Students Proficient or Advanced, Grade 3

**All Students, 98 students**

**Score: 35.7 %**



**2021-2022 Target: 39.3 %**

-3.6 pts from target

**2025-2026 Goal: 62.0 %**

-26.3 pts from target

NOT MEETING

no data prior year



- Meeting Target
- Not Meeting Target

**American Indian / Alaskan Native**

Insufficient Sample

**Asian**

Insufficient Sample

**Black / African American**

Insufficient Sample

**Hispanic / Latino, 73 students**

**Score: 32.9 %**

-6.4 pts from target

NOT MEETING

no data prior year



**Multi Racial / Other**

Insufficient Sample

**Native Hawaiian / Pacific Islander**

Insufficient Sample

**White**

Insufficient Sample

**English Learners, 23 students**

**Score: 34.8 %**

-4.5 pts from target

NOT MEETING

no data prior year



**Students with IEPs**

Insufficient Sample

**Economically Disadvantaged, 88 students**

**Score: 36.4 %**

-2.9 pts from target

NOT MEETING

no data prior year



# Math & Science: Every Student Performs On or Above Grade Level

## Goal 3 - Math Grades 3-8

School Code | 7150 School Name | Juniata Park Academy

**Goal 3:** The percentage of students in grades 3-8 who are proficient on the state Math assessment will grow from 21.6% in August 2019 to 52.0% by August 2026

### PSSA Math: % Students Proficient or Advanced, Grades 3-8

All Students, 609 students

Score: **8.1 %**



2021-2022 Target: 28.7 %

-20.6 pts from target

2025-2026 Goal: 52.0 %

-43.9 pts from target

NOT MEETING

no data prior year

### PSSA Science

% of Students Proficient or Advanced in Science (Grades 4 and 8)

**40.6 %**

84 out of 207 students

American Indian / Alaskan Native

Insufficient Sample

Asian, 57 students

Score: **31.6 %**

2.9 pts above target

MEETING

no data prior year

Black / African American, 65 students

Score: **3.1 %**

-25.6 pts from target

NOT MEETING

no data prior year

Hispanic / Latino, 439 students

Score: **5.9 %**

-22.8 pts from target

NOT MEETING

no data prior year

Multi Racial / Other

Insufficient Sample

Native Hawaiian / Pacific Islander

Insufficient Sample

White, 32 students

Score: **6.3 %**

-22.4 pts from target

NOT MEETING

no data prior year

English Learners, 155 students

Score: **3.2 %**

-25.5 pts from target

NOT MEETING

no data prior year

Students with IEPs, 83 students

Score: **0.0 %**

-28.7 pts from target

NOT MEETING

no data prior year

Economically Disadvantaged, 526 students

Score: **8.6 %**

-20.1 pts from target

NOT MEETING

no data prior year

# Climate, Culture & Opportunity

## Guardrail 1 - Welcoming and Supportive Schools

School Code | 7150 School Name | Juniata Park Academy

**Guardrail 1:** Every school will be a safe, welcoming and healthy place where our students, staff and community want to be and learn each day. This means that our schools will be: 1) environmentally safe and clean; and 2) spaces with inclusive climates that provide students with access to robust social, emotional, and mental health supports.

### School Climate Score

Score: 6.2



2021-2022 Target: 7.0  
-0.8 pts from target

2025-2026 Goal: 7.0  
-0.8 pts from target

NOT MEETING

no data prior year



### School Climate Survey

6.3/10  
Student Rating

8.7/10  
Parent Rating

5.4/10  
Teacher Rating

### School Instruction Score

Score: 7.2



2021-2022 Target: 8.0  
-0.8 pts from target

2025-2026 Goal: 8.0  
-0.8 pts from target

NOT MEETING

no data prior year



### School Instruction Survey

7.3/10  
Student Rating

7.3/10  
Parent Rating

7.1/10  
Teacher Rating

- Meeting Target
- Not Meeting Target



Yes

School Has at Least 2 Behavioral/Mental Health Support FTEs per 500 Students

# Climate, Culture & Opportunity

## Guardrail 1 - Welcoming and Supportive Schools

School Code | 7150 School Name | Juniata Park Academy

**Guardrail 1:** Every school will be a safe, welcoming and healthy place where our students, staff and community want to be and learn each day. This means that our schools will be: 1) environmentally safe and clean; and 2) spaces with inclusive climates that provide students with access to robust social, emotional, and mental health supports.

% of Students Attending at Least 95% of Instructional Days	% of Students Attending	
<p><b>All Students: 996 Students</b></p> <p style="text-align: center;"><b>Score: 25.8 %</b></p> <p>2021-2022 Target: 52.9 % -27.1 pts from target</p> <p>2025-2026 Goal: 60.0 % -34.2 pts from target</p> <p><b>NOT MEETING</b> no data prior year</p>	<p><b>Greater Than 95% of Instructional Days</b></p>	<p><b>25.8 %</b></p>
	<p><b>90-95% of Instructional Days</b></p>	<p><b>28.0 %</b></p>
	<p><b>85-90% of Instructional Days</b></p>	<p><b>16.9 %</b></p>
	<p><b>80-85% of Instructional Days</b></p>	<p><b>11.9 %</b></p>
	<p><b>Less than 80% of Instructional Days</b></p>	<p><b>17.5 %</b></p>
% of Students Attending at Least 90% of Instructional Days	Additional Metrics	
<p><b>All Students: 996 Students</b></p> <p style="text-align: center;"><b>Score: 53.8 %</b></p> <p>2021-2022 Target: 82.3 % -28.5 pts from target</p> <p>2025-2026 Goal: 94.0 % -40.2 pts from target</p> <p><b>NOT MEETING</b> no data prior year</p>	<p style="text-align: center;"><b>42.9%</b></p> <p style="text-align: center;"><i>% of Teachers Attending at Least 95% of Work Days (Cumulative)</i></p>	<p style="text-align: center;"><b>76.8%</b></p> <p style="text-align: center;"><i>Teacher Annual Retention</i></p>
	<p style="text-align: center;"><b>94.4%</b></p> <p style="text-align: center;"><i>% of Teachers Receiving a Proficient MMS Rating</i></p>	<p style="text-align: center;"><b>5.6%</b></p> <p style="text-align: center;"><i>% of Teachers Receiving a Distinguished MMS Rating</i></p>

- Meeting Target
- Not Meeting Target

# Climate, Culture & Opportunity

## Guardrail 2 - Enriching and Well-rounded School Experiences

## Guardrail 3 - Partnering with Parents / Family Members

School Code | 7150 School Name | Juniata Park Academy

**Guardrail 2:** Every student will have a well-rounded education with co-curricular opportunities, including arts and athletics, integrated into the school experience.

**Guardrail 3:** Every parent and guardian will be welcomed and encouraged to be partners in their child's school community.

### % of Students Participating in Visual / Performing Arts

% of Students  
Participating in Visual /  
Performing Arts

99.9 %

858 out of 859 students

### School Relationship Score

Score: 7.5



2021-2022 Target: 8.0

-0.5 pts from target

NOT MEETING

no data prior year

### Additional Metrics



Yes

School Has a SAC/Parent Advisory Group



Yes

School Has a SAC/Parent Advisory Group That Meets Regularly



4

Number of SAC/Parent Advisory Group Meetings

- Meeting Target
- Not Meeting Target

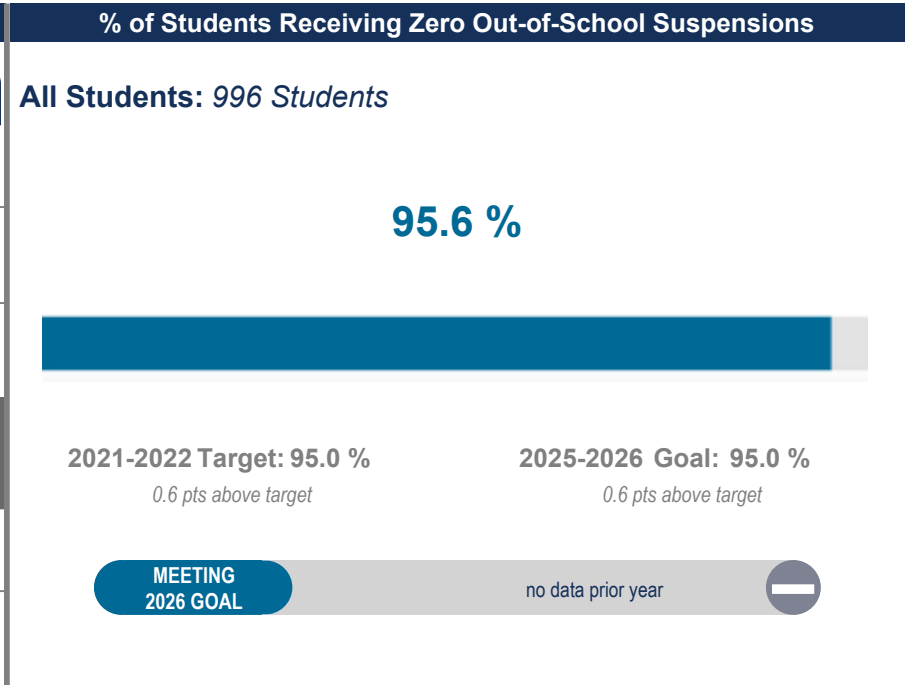
# Climate, Culture & Opportunity

## Guardrail 4 - Addressing Racist Practices

School Code | 7150 School Name | Juniata Park Academy

**Guardrail 4:** Our students' potential will not be limited by practices that perpetuate systemic racism and hinder student achievement.

Suspension Disproportionality			
	% of Enrollment (Total Enrollment)		% of Suspensions Given to Each Subgroup
All Students		(933)	
American Indian / Alaskan Native	0.0 %	(0)	0.0 %
Asian	8.7 %	(81)	0.0 %
Black / African American	10.7 %	(100)	4.8 %
Hispanic / Latino	72.6 %	(677)	90.5 %
Multi Racial / Other	2.0 %	(19)	0.0 %
Native Hawaiian / Pacific Islander	0.2 %	(2)	0.0 %
White	5.7 %	(53)	4.8 %
English Learners	26.1 %	(243)	28.6 %
Students with IEPs	11.5 %	(107)	20.6 %
Economically Disadvantaged	87.4 %	(815)	87.3 %



### % of Students Qualified to Attend Criteria-Based High Schools

All Students	Black / African American	Hispanic / Latino
65.6 %	Insufficient Sample	58.2 %

- Meeting Target
- Not Meeting Target